


**FASE 7 - 17/05 ATÉ 28/05**

1. COLE UMA FOTO OU DESENHE SUA FAMÍLIA NO QUADRO ABAIXO:  
ESTA É MINHA FAMÍLIA:



ESCREVA SEU SOBRENOME:

2. RESPONDA ESCRREVENDO NUMERAIS:

QUANTAS PESSOAS MORAM COM VOCÊ? \_\_\_\_\_

3. ABAIXO ESCRÉVA A LETRA INICIAL DO NOME DE CADA UM:

1. DESENHE ONDE VOCÊ MORA:



2. RESPONDA ESCREVENDO NUMERAIS:

QUANTOS QUARTOS TEM? \_\_\_\_\_

QUANTAS COZINHAS? \_\_\_\_\_

QUANTAS SALAS? \_\_\_\_\_


QUANTOS BANHEIROS? \_\_\_\_\_

3. CUBRA OS PONTILHADOS E DESCUBRA QUE PALAVRA FORMOU:

C A S A

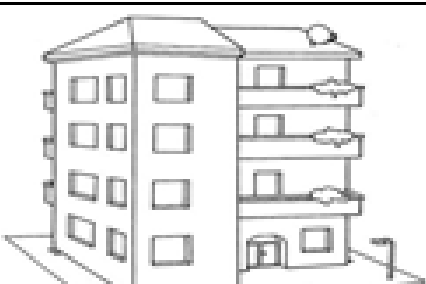

4. EM SALA ESTUDAMOS SOBRE OS TIPOS DE MORADIA, PINTE AQUELA QUE SE PARECE COM A SUA:

## TIPOS DE MORADIA




**PALAFITA**

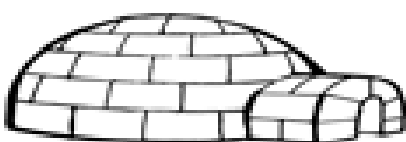
**CASA ORIENTAL**



**PRÉDIO**



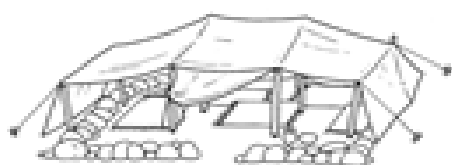
**CASTELO**



**IGLU**



**OCA**




**TENDA**




**ALVENARIA**

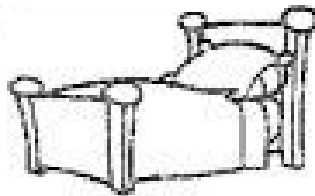
1. VAMOS ENFEITAR A LETRA C. COM ESSA LETRA ESCREVEMOS CASA.  
- VOCÊ PODE ENFEITAR COLANDO PEDAÇOS DE PAPEL, GRÃOS, PINTANDO.



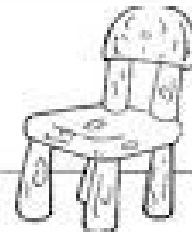
2. COMPLETE ESCRIVENDO A LETRA C E DEPOIS PINTE OS DESENHOS:



\_\_ OPO




\_\_ AMA



\_\_ ADEIRA



\_\_ OELHO



\_\_ ABIDE



\_\_ ORUJA

3. CUBRA OS PONTILHADOS PARA ESCREVER A LETRA C:

  
  
**CASA**

---

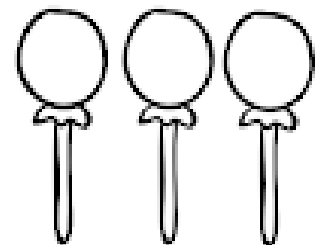

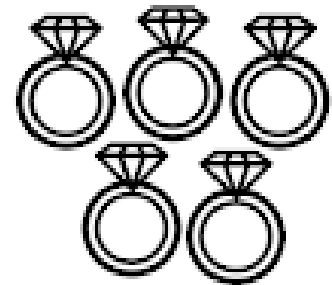




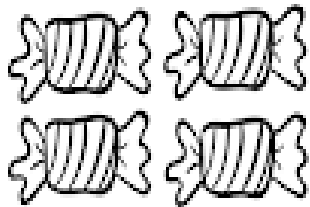
  
  
**CAVALO**

---



  
  
**COCO**

4. ENCONTRE EM SUA CASA UM OBJETO QUE TENHA A LETRA C COMO INICIAL. DESENHE ABAIXO E COM A AJUDA DE UM ADULTO ESCREVA O NOME DELE:

1- LEVE OS OBJETOS ATÉ OS BOLSOS COM O NUMERAL QUE INDICA A QUANTIDADE CORRESPONDENTE.




1- PINTE O NUMERAL COM A COR VERMELHA.





TRÊS

2- PINTE TRÊS PICOLÉS .




www.artedeensinareaprender.com

1- PINTE O NUMERAL COM A COR AZUL.




DOIS

2- PINTE DUAS BANANAS .






www.artedeensinareaprender.com

1- PINTE O NUMERAL COM A COR VERDE.



UM

2- PINTE UMA BALA.



VAMOS RECORTAR!





